

MERRIMACK VALLEY QUILTERS GUILD

presents its annual quilt show

Summer's End

September 29 & 30, 2023

9:00–4:00

HOPE COMMUNITY CHURCH
NEWBURYPORT, MA

Raffle quilt designed by Amy Friend, pieced by Ann Hockmeyer, & quilted by Catherine Harfisch

SHOP ALL THINGS

SEWING, QUILTING, AND EMBROIDERY

JUKI® **brother**

baby lock



Prizes
Discounts
Demos
More!

SPEND \$10 ON A
RAFFLE FOR A
CHANCE TO WIN A
JUKI DX-2000QVP

\$1600 VALUE!



Stop by for a
chance to win!



Scan to visit our website



236 N. BROADWAY, STE G
SALEM, NH 03079 ANGELSSEWING.COM

WELCOME TO OUR QUILT SHOW!



This year marked 43 years as a guild for Merrimack Valley Quilters and it is with great pleasure that we present to you a beautiful display of quilts from our very talented members.

Summer's End seemed a fitting name for our show with this year's *Time of the Season* Challenge and our *Gulls* raffle quilt. From traditional and appliquéd, to modern and art quilts, there is much variety in quilt styles throughout the guild. Our love of quilting shows in our choice of colors, design, and workmanship.

The foyer holds the Admissions table and two of our raffle quilts. The winner of the *Gulls* quilt will be chosen at the end of this quilt show. Be sure to get your raffle tickets now. The new *Northward Flight* quilt will be traveling around the region until the next quilt show.

Be sure to stop in and visit with our Featured Quilter, Betty Hastings in the atrium. This amazing quilter will have quilts on display and will be talking with visitors throughout the two-day show.

The Broad Strokes exhibit, which is entitled *This is Us*, is a special collection for this show. This group is composed of seven Merrimack Valley Quilters who explore original designs, artistic techniques, and fabric manipulations that relate to traditional quilting in broad, artistic ways.

New to the show this year is our Mystery Quilt exhibit. Six monthly installments of instructions were given out to members who wished to participate. In addition, *The Time of the Season* Challenge Exhibit, Silent Auction, Penny Raffle baskets, and Comfort Quilts are all in the atrium.

Need a break? Relax with a sandwich or a snack from our kitchen. Across from the kitchen area, you will find the White Elephant Room which will take some time to peruse if you need some special fabric for your next project.

Off to the right of the atrium, you will find the gym where our amazing array of quilts and a great variety of vendors are located. Stop and read the descriptions on each quilt and get inspired. The MVQ Boutique tables featuring handmade items from our members.

Thank you so much to all of our hardworking and dedicated volunteers. And thank you for attending, we hope you enjoy the show!

~Jamie Ruh and Linda Lydecker
2023 Quilt Show Chairs

MERRIMACK VALLEY QUILTERS GUILD



Encouraging the Art of Quilting

Merrimack Valley Quilters Guild was formed in the summer 1980 for the purpose of encouraging and developing the art of quilting. Our guild members come from all age groups and live in Massachusetts and southern New Hampshire.

The guild currently has over 100 members which ensures a varied and interesting approach to quilting. We have traditional quilters as well as art quilters, modern quilters, and those who specialize in appliqué. We established a student membership category to promote our mission of encouraging the art of quilting. Dues for this category is only \$5 and students aged 13-19 are eligible.

The guild usually meets on the third Thursday of the month from September to June at Northern Essex Community College in Haverhill, MA. Meetings include a Show and Tell segment and usually a well-known guest speaker. Visit our website at mvquilters.org for current information on meetings, guest speakers, and workshops. Memberships can be purchased online or by sending in a membership form by mail. The form can be found on the website. Please join us!

Every year, guild members participate in making quilts for a designated non-profit charity. Last year, members made 99 quilts for The Pregnancy Care Center of Haverhill, MA. This year, our comfort quilts are going to Community Giving Tree of Boxford and Lawrence, MA. They are on display in the atrium.

Find the Merrimack Valley Quilters Guild at

www.mvquilters.org or scan the QR code
Merrimack Valley Quilters' Guild | Facebook



FEATURED QUILTER: Betty Hastings



During the late 70s, many were looking back to America's past. We were all canning vegetables, making jelly, and embroidering our jeans. My family attended a family wedding in Hacker Valley, WV. There were no hotels there so we stayed with the bride's family. Our meals were straight from their garden. Flossie, the mother of the bride, was working on a quilt using a spool pattern and I was intrigued. She took me to see her neighbors' quilts. They all made their templates from cereal boxes and quilted on quilt frames.

Once I had seen the quilts, Flossie announced a trip to shop at the mill outlet for cotton material. I came away with calico and muslin. She gave me a very good Quilting 101 "class" before I left.

Once I was home, I was a lone quilter. Fortunately, there were good quilting books available. I bought all of them. I loved Jean Ray Laurry's *Quilted Clothing*. I learned a lot about piecing and traditional patterns. My favorite was Gwen Marston's *Liberated Quiltmaking*.

Then along came Janet Elwin. She and her husband joined the church in Haverhill that I attended. Janet was a proficient quilter and she discovered other women who quilted. She asked the minister if we could use the vestry to have quilt meetings and the rest is history. Merrimack Valley Quilters was formed. Groups came from Haverhill, Newburyport, Plaistow, and Boxford. No more lone quilter. We had speakers, show and tell, and we even hired a bus to see the Amish shops in Bird-in-Hand, PA. As time went by, I wanted to do something besides piecing and I saw an ad for a retreat in the home of renowned crazy quilter Judith Baker Montano. I went to Colorado and learned about silk ribbon, beading, color theory, and dyeing cloth.

Workshops opened up a whole new world for me. I discovered collage in a wonderful workshop by Susan Carlson. I wanted to learn about design and spent a week with Ruth McDowell in Deerfield, MA where we drafted our own quilt patterns.

Merrimack Valley Quilters grew and we moved from the Haverhill church to Plaistow, NH. The guild brought in wonderful speakers and it grew some more. We installed officers. I served as their third president. We formed committees and planned quilt shows.

By then there were many guilds in the area and Janet pulled several of them into the group that founded the New England Quilt Museum in Lowell. I was a docent for three years.

The guild is over 40 years old now and quilting has been my life.



The *Quilting* Hiker

A-1 Quilting Machines Dealer
Located in New England



Catherine Harnisch
thequiltinghiker.com
603 490 0165

Longarm Quilter
Quilting Instructor
and Blogger

SEWING

— SEACOAST —

QUILTING

603-373-0151

Jill@seacoastsewingandquilting.com

HOURS: TUE-FRI 10-5 SAT 10-4
or by Appointment

755 Banfield Rd,
Portsmouth, NH



Quilt Show Chair

Jamie Ruh

Quilt Show Vice Chair

Linda Lydecker

Admissions

Linda Lydecker

Boutique

Marilyn Yee

Diana Grammont

Challenge: *The Time of the Season*

Lyn Grenier

Pat Johnson

Check In (at judging)

Linda Lydecker

Elizabeth Swan

Check In (at quilt show)

Linda Lydecker

Check Out (at quilt show)

Linda Lydecker

Elizabeth Swan

Hanging

Holly Read

Graphic Design

Jamie Ruh

Judging

Jamie Ruh

Kitchen

Bev Valle

Terry Taylor

Mystery Quilt

Wendy Ward

Penny Raffle

Mary Lou Monteiro

Beth McCloskey

Publicity

Judy Naylor

Betty Hastings

Quilt Entry Forms

Elizabeth Swan

Quilt Labels

Elizabeth Swan

Quilt Layout Design

Diane Kelley

Rentals

Diane Kelley

Ribbons

Bev Valle

Show Booklet

Jamie Ruh

Show Booklet Ads

Jennifer Wood

Carol McPhee

Silent Auction

Wendy Ward

Gail Forthoffer

Vendors

Jennifer Wood

Carol McPhee

Volunteer Sign-up

Linda Lydecker

White Elephant

Hélène Parenteau

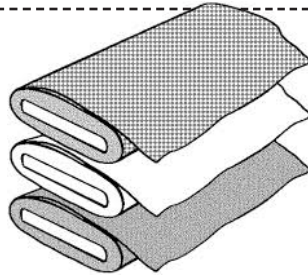
Minda Fowler

Bits 'n' Pieces

bnpquilts.com

70 Bridge St.
Pelham, NH 03076

Hours:
Sunday 10-4
Monday-Friday 10-6
Saturday 10-5
603-635-9705



Mary Roses Quilts & Treasures
Laurie M. Thies

4 Brande Court
Reading, MA 01867
781-942-9497 | Maryrosesquilts.com

LORENZO'S
Workshop and Studio
Unique Wooden and Acrylic Items
F. Craig Lorenzo

978 766 3453
fclorenzo@icloud.com

lorenzoworkshop.weebly.com
lorenzoworkshop on facebook

MVQ 2023-2024 PROGRAMS



- September 21st** **Ice Cream Social** and **Sew and Know** by an MVQG member
- October 19th** **David Sirota**
- *What Makes a Quilter Tick: A Fulfilled Look in the Mirror*
 - Workshop on October 21st: *Collide-O-Scope*
- November** **No meeting**
- December 7th** **Holiday Party**
- January 18th** **Journeys** MVQG members present their quilt journeys
- February 15th** **UFO Auction**
- March 21st** **Amy Friend**
- *Intentional Piecing: Using Fussy Cutting in Quilt Designs*
- March 23rd** **Adele Scott** returns for *Round Robin Ruler Workshop*
- AskAdele.com
- April 18th** **Sue Michaels**
- Workshop on April 20th: *Not Your Grand mother's Disappearing Nine Patch*
- May 16th** **Debbie Wendt**
- *Teaching the World to Quilt*
 - Workshop on May 18th: *Twirl-a-Tool*
- June 20th** **Guild Meeting** Check our website for updates

We welcome new members and encourage everyone to sign up for our workshops!



Louise Rains

Burlington Electric Quilters
Your personal longarm quilting studio
(781) 229-0734
Louise@BurlingtonElectricQuilters.com
www.burlingtonelectricquilters.com

Refer a Quilting friend!

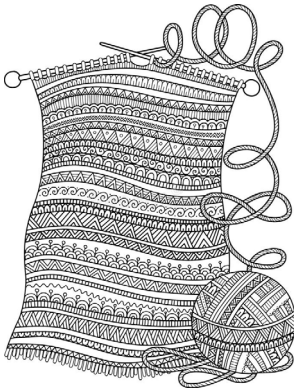
If they bring us a quilt,
we will give you

\$10 off

your next quilting fee!




***Burlington
Electric Quilters***
264 Cambridge St.,
Burlington, MA 01803



JoJo Knits

JOANNE COLOMYCKI



The Textile Company

21 Power Square, Greenfield, MA 01376

Open Tues-Sat. 9AM-2PM Closed Sun.-Mon
Cash, Credit/Debit cards and Personal
Checks

413-773-7516

Like Us on Facebook

QUILT SHOW JUDGE: Pat Harrison



Pat Harrison is a Certified Judge, Webmaster of the National Association of Certified Quilt Judges, and a Featured Quilter in Quiltfolk Rhode Island. She teaches, lectures, and judges nationally in addition to being a pattern designer and award-winning long-arm quilter. A retired school librarian and teacher, she has won numerous awards for her quilts and her customer quilts at major shows including AQS Paducah and IQA Houston. Her original design quilts are frequently featured in quilting magazines. Her newest passions are custom dyeing fabrics to include in her quilts and developing easy, yet accurate, methods for her students. Pat lives in rural Rhode Island with her retired mechanical engineer husband Bob, their two Westies, and enjoys visiting with her two adult daughters and 4 grandchildren.

When judging quilts, Pat evaluates design and workmanship equally and seeks to recognize the best qualities of each quilt as well as to provide direction to the quilter for future improvement. Her philosophy of quilt judging is to provide a positive, constructive experience for the judged quilt entrant through custom created commentary.

VENDORS



Angel's Sewing

angelssewing.com

Bits 'n' Pieces

bnpquilts.com

Debbie's Quilting Bee

debbiesquiltingbee@gmail.com

JoJo Knits

Lorenzo's Workshop

lorenzosworkshop.weebly.com

Mainely Mimi

mainelymimi.com

Mary Rose's Quilts & Treasures

maryrosesquilts.com

My Handmade Space

myhandmadespace.com

Next Wave Glass

nextwaveglass.com

Pintuck and Purl

pintuckandpurl.com

The Quilting Hiker

a1quiltingmachines.com

TheQuiltingHiker.com

Wood Turnings by Cynthia

woodbyc.com

Wicked Sharp

Wickedsharp.net



Giving starts with heart.

It's a privilege to be part of a community that looks out for one another and lifts each other up when needed. At Pentucket Bank, we're proud to support Merrimack Valley Quilt Guild. Thank you for showing us compassion in action—and what this community can accomplish when we all pitch in.



Pentucket Bank

Start with heart.

Member FDIC | Member DIF |  Equal Housing Lender | NMLS ID # 1630813

CHALLENGE: *The Time of the Season*



For this quilt challenge, members were asked to think back to an earlier time in their lives and incorporate at least one item from that earlier time into a small banner: 12" x 36". We played some music to inspire them: *The Time of the Season* by the Zombies, *Summer Breeze* by Seals and Crofts and *When I'm 64* by The Beatles. We asked members to let the music take them back and inspire their creations of a time, a season, or many seasons of their lives. Look for the item(s) incorporated into their quilts. Enjoy!

~Lyn Grenier and Pat Johnson

MYSTERY QUILTS



This year, MVQG members had the opportunity to participate in a mystery quilt program. Starting in September, participants were provided one step of the quilt pattern each month. They were allowed to choose their own fabric and colorways. The final step of the pattern was provided in March which is when they finally got to see the pattern name, designer, and an image of the final product.

The pattern we used was *Magnolia Mystery* by Cheryl Brickey of Meadow Mist Designs (www.meadowmistdesigns.com) and was used with permission of the designer.

During the guild's June meeting, participants were invited to share their creations. It was exciting to see the multitude of color variations. We hope you enjoy the exhibit.

~Wendy Ward

Pintuck & Purl

where makers make

Sewing | Knitting | Quilting | Classes | Special Events | & More



visit our site!



BERNINA

📍 69 Lafayette Rd., North Hampton, NH



Deb Trocchi, Owner



676 Post Rd Unit 4
Wells, ME
04090




mainlymimi@gmail.com



Mainly Mimi Quilt Shop



207-216-9750



This year's raffle quilt is called *Gulls*. It's a beautiful modern quilt that evokes birds flying. The soft tones of peach and coral are in contrast to the black "gulls", while the background fabric of soft gray provides perfect contrast. The backing fabric is a gorgeous print of sea life with coral and tropical colors. The binding, done by member Ann Hockmeyer, is all done by machine and is a technique called

faux flange binding. The black flange frames the quilt top. The longarm machine quilting, done by member Catherine Harnisch, is a modern design that enhances the movement of the design. All of the fabrics were purchased at Red Barn Sewing & Yarn Center in Merrimac.

The paper pieced pattern is by Amy Friend of *During Quiet Time* and it's 56" x 60".

The winning ticket will be drawn on the last day of our 2023 quilt show.

~Ann Hockmeyer



New England Quilt Museum

neqm.org

18 Shattuck St • Lowell, MA • 978 452 4207

Something For Everyone

September 12 through December 30, 2023

Animalia: The Animal Kingdom in Quilts and Textiles

- and -

Personal Expression: The Legacy of Gwen Marston

October 3 through December 30, 2023

Medallion Quilts from the American Quilt Study Group

October 17 through December 30, 2023

Medallion Quilts from the Permanent Collection

The NEQM closes for winter maintenance

January 16 through April 27, 2024

The Quilted Canvas Part IV:

Ruth McDowell, Jo Diggs, and Judy Dales

January 16 through March 23, 2024

Improv and Abstraction in Antique Quilts

Curated by Marge Tucker

OPEN TUES - SAT, 10 AM - 4 PM

Explore neqm.org to learn more and plan your visit.



My Handmade Space

WHERE CREATIVITY BEGINS

www.myhandmadespace.com
126 Merrimack St Methuen MA, 01844

Next Wave Glass

Handmade Fused Glass

www.NextWaveGlass.com

 NextWaveGlass

Mary Woodall-Jappe, artist
NextWaveGlass@gmail.com

follow the quilting bee 

Southern NH's first mobile quilt shop
& gift boutique!

Patty Whitman & Pattie Chouinard

FollowTheQuiltingBee@gmail.com
www.FollowTheQuiltingBee.com

FOLLOW US: @followquiltingb





www.WOODbyC.com



Copyright © 2020, Cynthia Ellis Designs. All rights reserved.

Turning colorful wood into useful, beautiful tools since 1978.

cynthia@woodbyc.com
PO Box 972, Dover, NH 03821

THE BEST LONGARM AVAILABLE

- ◆ Fastest Motor
- ◆ Lowest Maintenance
- ◆ Most Reliable Stitch Quality
- ◆ Rugged Modular Frame
- ◆ 3 Machine Sizes 20 - 24 - 28
- ◆ Unsurpassed 24/7 Customer Service
- ◆ Made in USA with High Class Components
- ◆ Financing Options Available



INNOVA'S NEW ENGLAND SEWING CENTER

Scarborough - (207) 303-0185
Rumford - (207) 507-1257
wmemachines.com





As you view the quilts, you will notice a “judged” or “not judged” notation here in this booklet and on the description cards attached to each quilt. Members choose whether or not to have the certified professional judge, hired by MVQ prior to the show, judge their quilts. Only judged quilts are eligible for ribbons in certain categories.

Wall Hangings and Small Quilts

101 Linda Lydecker *Posh Santa* **Judged**

This quilt is a result of a class I took with a friend. We learned how to cut and sew curves with the QCR Mini Ruler. Then I had fun practicing different machine quilting techniques. Domestic machine quilted by Linda Lydecker.

102 Sandra Mackay *Sunflowers* **Judged**

Smaller version of the pattern. I took the class to learn hand piecing. Quilted by Theresa Gelinias.

103 Jennifer Wood *Puddle Jumpers* **Not Judged**

Bright, fun colors...very sweet design. Quilted by Jennifer Wood.

104 Jennifer Wood *La Llama* **Not Judged**

Cozy llama print flannel surrounds two pieced llama blocks. Quilted by Jennifer Wood.

105 Jennifer Wood *Witch Hats and Ravens* **Not Judged**

Self drafted witch hat block with black pompom upholstery trim, with raven border. Quilted by Jennifer Wood.

106 Maggie Judd *Hexie Flowers* **Judged**

I completed this UFO given to me by a friend. The pattern was not available, so I improvised! Quilted by Maggie Judd.

107 Susan Kiberd *Boston Common* **Judged**

This quilt was made in fall colors. Machine pieced and machine quilted by Susan Kiberd.

108 Andrea Bursaw *Momigami* **Judged**

Momigami is the Japanese art of making leather-like cloth from kneaded paper. My friend Rebecca used a take-out bag from Starbucks and presented me with a quilt-inspiring gem. Quilted by Andrea Bursaw.

109 Beth McCloskey *Wonky Pineapples* **Not Judged**

I took the Pineapples Collage class at Angel's in Salem, NH. It was fun to make! I decided to try the flange binding technique to finish the quilt. Quilted by Beth McCloskey.

110 Beth McCloskey *Bay State Banner* **Not Judged**

I saw this quilt kit and loved it! I plan to hang it in my 4th grade classroom. Quilted by Beth McCloskey.

- 111 Beth Bell Lavoie** *Animal Trophy Heads* **Not Judged**
 These trophies were so much fun to construct that I couldn't stop with just one. Little Bunny Foo Foo, Elsie the Elephant, Stick Your Neck Out Arthur, Roberta the Rhinoceros, Max the Moose and Carlton the Crocodile. Quilted by Beth Bell Lavoie.
- 112 Patricia Knoerl Johnson** *First Love* **Judged**
 Vermont was my home for the past 40 years and will always have a special place in my heart. A Rob Appell *Man Sewing* video on making a state quilt inspired me to try a smaller variation with additions. Quilted by Patricia Knoerl Johnson.
- 113 Ellena Georato** *Kaleidoscope Quilt* **Not Judged**
 Designed by me using Ricky Tims method for kaleidoscope quilts. Quilted by Cathy Harnisch.
- 114 Susan Hopkinson Dodge** *Rooted* **Judged**
 This was a year-long project with Sue Spargo. Beautifully quilted by Cathy Harnisch.
- 115 Terri Leeman** *Kristina's Nap Quilt* **Judged**
 I made this quilt for my 5-year-old daughter to use for her blankie. Bunny block looks just like Bun Bun, her favorite companion. Surrounding blocks are from dresses I made for her. Kristina received completed quilt when she graduated high school! Quilted by Terri Leeman.
- 116 Heather Shields** *Kawandi Style* **Judged**
 This quilt was made in the Kawandi style, which is a quilting tradition practiced by people of African descent in western India. There is no piecing in this quilt, instead the fabric pieces are held in place by careful layering and dense hand stitching. Quilted by Heather Shields.
- 117 Heather Shields** *Tiny Halloween* **Judged**
 This quilt features the Mini Series quilt blocks by Alison Glass and Giuseppe Ribaud, plus a ghost by Berene Campbell. Even though the paper pieced blocks feature very small pieces, there are still opportunities to include some fussy cutting. Can you find the black cat, mummy, or the very tiny pumpkin? Quilted by Heather Shields.
- 118 Beverly Valle** *Harvest Sampler* **Judged**
 2022 was my year of the cross stitch. At the 2022 MVQ Quilt Show, I found a free magazine with this pattern. Within a week the sampler was completed. It hangs on a standing frame on my kitchen counter. Quilted by Beverly Valle.
- 119 Beverly Valle** *Jeanne's Flowers* **Judged**
 Most of this fabric came from Jeanne's fabric sale in June. The same month I took Linda Warren's Medallion Quilt workshop and loved the process. Thanks, Jeanne, for all your help at the Plaistow Library over the years. Miss you! Quilted by Beverly Valle.

- 120 Terri Leeman *Kevin's USMC Retirement Quilt* **Judged****
 This quilt celebrates Kevin's 25 year service in the Marine Corps. Red and gold are Marine Corps colors and blues in star points are fabric from Okinawa that Kevin brought back. Quilting designs are highlights of his career-DI hat, Bridge Company, Engineer Castle, 2nd Engineers, Construction helmet and Lt. Col.-retired rank. Quilted by Terri Leeman.
- 121 Mary Lou Monteiro *My Condo 'Window' in Purple* **Judged****
 My new condo has very few windows. Colorful quilts adorning my walls substitute for outdoor simulation. Quilt started more than 10 years ago. Am pleased it's complete. Quilted by Phoebe Everson, Rabbit Tracks Quilting.
- 122 Phyllis Lauria *Pressing Problems* **Not Judged****
 I love that this fun quilt was created using all scrap fabrics from my vast collection (hoard??). Quilted by Janet-Lee Santeusanio.
- 123 Phyllis Lauria *Kate's Library* **Not Judged****
 This fun quilt was created using Kate Basti's paper pieced Tall Tales block. This was made for my daughter Kate, an avid reader, using many fabric scraps from past quilts I made for her. Quilted by Phyllis Lauria.
- 124 Carol McPhee *Stained Glass Tulip* **Judged****
 A very special wall hanging. Quilted by Carol McPhee.

Medium Quilts

- 201 Jamie Ruh *Pumpkin Patch* **Judged****
 I love this pattern and fabric combination because the quilt can be displayed from the final waning days of summer until Thanksgiving. The soft, inviting fabric is Moda's *All Hallow's Eve*. The pattern didn't include the flower border, but thought it worked well. Quilted by Jamie Ruh.
- 202 Linda Lydecker *Rainbow Moons* **Judged****
 I started this quilt in a workshop with Pat Harrison where we learned how to perfectly inset circles. After that, I added to my longarm repertoire by custom quilting this quilt. Quilted by Linda Lydecker.
- 203 Linda Lydecker *Fire Island Hosta* **Judged****
 A Judy Neimeyer quilt has been on my bucket list for many years. I finally had the courage to do one and the perseverance to complete it. In the process, I learned many new techniques for curved piecing. Expertly quilted by Elizabeth Swan.
- 204 Linda Lydecker *Snails in the Storm* **Judged****
 This quilt is the result of a class I took with friends. It was supposed to be scrappy, but I fell in love with some Dan Morris fabric and had a perfect fabric to coordinate with it. Precision piecing for points was the challenging lesson we learned. Quilted by Linda Lydecker.
- 206 Marilyn Dutton *The Pink Goose* **Not Judged****
 A fun class using a new technique. Quilted by Marilyn Dutton.

- 207 Joanne Burns** *Here It Is* **Not Judged**
 During one of our many PA trips, my friend's daughter bought two of Lori Holt's books. She handed one of them to me and said, "Here, you make it first". Having a "collection" of 1920s-30s fabric—HERE IT IS! Thank you, Abby! Quilted by Joanne Burns.
- 208 Elizabeth Swan** *Purple Sunrise* **Judged**
 I thoroughly enjoy working on *Be Colourful* quilts. I find them challenging which stretches my abilities. Attending one of Jacqueline's workshop retreats is a joy. She is a talented quilt maker and a wonderful teacher. Quilted by Elizabeth Swan.
- 209 Jennifer Wood** *Square in a Square* **Not Judged**
 Big stitch hand quilting in the center squares.
- 210 Jennifer Wood** *Hen Party Tonight!* **Not Judged**
Meet at the Poultry Barn
 Quilted by Jennifer Wood.
- 211 Maggie Judd** *Jeanne Marc II* **Judged**
 The bright floral squares are cut from a cotton dress I owned from a designer in SF. I didn't wear it anymore but still wanted to enjoy the colorful fabric. Quilted by Mary Wieser.
- 213 Susan Kiberd** *Mom's Flower Baskets* **Not Judged**
 My mother started this quilt many years ago when she belonged to the quilt. She gave it to me and I was able to square it up and apply the borders. I then machine quilted it. It's nice to have it finished after all her hard work. Quilted by Susan Kiberd.
- 214 Susan Kiberd** *Morning Glory* **Judged**
 This is a pineapple quilt center with appliquéd borders of morning glories. It is hand appliquéd and machine quilted with some hand embroidery for embellishment. Quilted by Susan Kiberd.
- 215 Susan Kiberd** *Sunshine* **Not Judged**
 I love star quilts and enjoyed working with the bright color. Quilted by Susan Kiberd.
- 216 Andrea Bursaw** *Full Moon Flight* **Judged**
 I used crow-and-moon fabric to back a gift quilt, and finally used its scraps for myself. In Norse (and other) mythology, crows are beacons of change and opportunity—also adaptability, mischief, and cleverness. I'm going with that. Quilted by Carrie Zizza.
- 217 Andrea Bursaw** *Umagi* **Judged**
 As a child, Kristin never saw "the man in the moon". To her it was always a rabbit: *Umagi* in Japanese mythology. Crib quilt bunnies are designed by Debbie Mandy. Borders are mine, in celebration of my daughter's creative adulthood. Quilted by Andrea Bursaw.

- 218 Lynette Pisani** *Faith Everlasting* **Judged**
 Each embroidered block took at least 50 hours to embroider. The fabrics are Kona solids except for the backing. Batting is warm and natural. Quilted by Lynette Pisani.
- 219 Loleata Wigall** *Cheery-Putting Favorites Together* **Judged**
 My new TV quilt. Quilted by Elizabeth Swan.
- 220 Loleata Wigall** *Using Up Leftovers* **Judged**
 I found the squares in my stash from a previous project. I felt compelled to make a child's quilt to give to a friend's daughter. Quilted by Elizabeth Swan.
- 221 Beth McCloskey** *Gone to the Dogs* **Not Judged**
 Years ago, I decided to make a Stitch & Flip string quilt. I didn't love it, so I turned it into a doggie quilt, hence the pawprint quilting pattern. Quilted by Beth McCloskey.
- 222 Pat Cressman** *From Sea to Shining Sea* **Not Judged**
 This pattern was perfect for using up creams and blues from my stash. Made it smaller than the pattern called for, but proud to say I didn't buy any fabric, except for the backing which came from this year's UFO auction! Quilted by Sharon Barrows.
- 223 Beth Bell Lavoie** *Color My World with Kaffe* **Judged**
 This was a master class in color for me. I challenged myself to use prints from my Kaffe Fassett Collection fabric stash. I think there are over 250 different KFC fabrics in this quilt. Quilted by Louise Klare of K7 Quilting.
- 224 Beth Bell Lavoie** *Moral Compass* **Judged**
 I worked on this quilt during the 2020 Presidential Election campaign. This was probably the most complex FPP pattern I've done. There are 11 seams within one square inch in each doe eye. Quilted by Louise Klare of K7 Quilting.
- 225 Patricia Knoerl Johnson** *Pinwheel Party* **Judged**
 I really loved this idea of different sized pinwheels in bright colors. I enjoyed making the multicolored binding. I picked the black sparkle fabric and quilted with variegated thread just for fun! Quilted by Patricia Knoerl Johnson.
- 226 Andrea Ireland** *Fire and Ice* **Judged**
 I love the modern esthetic of this pattern, but I wanted to bring some fire to it by constructing it with a warm palate rather than cool. Quilted by Catherine Harnisch.
- 227 Susan Hopkinson Dodge** *Into the Woods* **Judged**
 This is the second quilt I've made using the Usagi pattern. I just love needle turning these gentle curves. My goal was to have the woodland creatures all but disappear into the background. Quilted by Shirley Reed.
- 228 Gail Forthoffer** *Scrappy Diamonds* **Judged**
 Scrappy Diamonds was a Quilt-a-long with Adam Rateliff and is my first attempt at custom quilting. Quilted by Gail Forthoffer.

- 229 Terri Leeman** *USMC Bargello* **Judged**
This quilt uses 12 different fabrics in Marine Corps colors. The appliquéd eagle, globe and anchor is based on the Marine Corps symbol. Quilt hung in my husband's office in Quantico, VA before he retired. Quilted by Terri Leeman.
- 230 Suzanne Woulfe** *Those Trees by Zen Chic* **Judged**
My daughter wanted a nontraditional Christmas quilt and when I saw this pattern I knew it was the perfect choice. This is the first piece I quilted with so much negative space to fill! A combination of free motion and ruler work to this piece. Quilted by Suzanne Woulfe.
- 231 Mary Lou Monteiro** *Cooperative Stars* **Judged**
I love making Atkinson stars where the points float! This quilt is an experiment with ombré fabrics and a donation to the Family Cooperative preschool in North Andover. My daughter attended 1999-2000 and I still volunteer there. Quilted by Phoebe Everson, Rabbit Tracks Quilting.
- 232 Elaine Rando** *Batik Stash* **Judged**
A great way to use up batiks! Quilted by Elizabeth Swan.
- 233 Carol Sullivan** *July Garden* **Judged**
Started this mystery by looking for stash fabrics in the needed quantities. As it started to come together I was reminded of the colors in my garden in July. Quilted by Carol Sullivan.
- 234 Phyllis Lauria** *Fruit Salad* **Not Judged**
These Kaffe fabrics made me think of kiwi and mango. Just luscious! Quilted by Janet-Lee Santeusanio.
- 235 Phyllis Lauria** *Girl Power!* **Not Judged**
This quilt was made in honor of Breast Cancer Awareness Month (October). Why can't designers make bras like these? Quilted by Janet-Lee Santeusanio.
- 236 Phyllis Lauria** *A Kaffe Forest* **Not Judged**
This delightful explosion of color cheered me up during the doldrums of winter. Quilted by Janet-Lee Santeusanio.
- 238 Kim Schweisberg** *Ornaments and Cardinals* **Not Judged**
This was my first top made about seven years ago in my first quilt retreat. I had it quilted in 2020 to gift to my daughter for Christmas. Quilted by Janet-Lee Santeusanio.
- 239 Kim Schweisberg** *Cloud Nine* **Not Judged**
Pieced in 2019 and quilted in 2022. I love this pattern! Quilted by Janet-Lee Santeusanio.
- 240 Lyn Grenier** *Small Change* **Not Judged**
Inspired from a workshop with Pat Speth and her techniques for using 5" squares. Scrappy batiks from my stash. Quilted by Carrie Zizza.
- 241 Andrea Bursaw** *Large Cabin = Great Hearth* **Judged**
This year's goal is to sew for family. Cousin John lives in Oregon. He has a great hearth (and a great heart)! Quilted by Carrie Zizza.

242 Mary Louise Mitchell **Circle Back** **Not Judged**
Begun in 1930s by my grandmother (quilt center) who passed away prior to finishing, it was kept by my step-grandmother and I inherited the 1930 blocks from my mom. I created an array of quilt blocks to center the 1930s blocks. Back of quilt is in green with a series of blocks in the middle. Quilted by Cathie Shoemaker.

Large Quilts

301 Linda Lydecker **Cascading Ribbons** **Judged**
This was a fun and quick quilt to make. The blocks are all Split Quarter Square Triangles and are assembled in columns. The effect of twisting ribbons is created with different values of the same color. Quilted by Linda Lydecker.

303 Terry Taylor **Missing Home, a Walk in the Park** **Judged**
Quilt inspired by the original panel, it reminded me of home where I grew up and still have fond memories of. Quilted by louise@burlingtonelectricquilters.com.

304 Terry Taylor **Dresden I Was Framed** **Judged**
Quilt was inspired by a Jenny Doan YouTube video late one night. It is one of the patterns I had on my to do checklist, so I decided to give it a try. This was the first time doing a scrappy quilt and I was surprised with the outcome. :-)
Who knew? Quilted by Catherine Harnisch.

305 Marilyn Dutton **Sweet Memories** **Judged**
This was the Red Barn Quilt Shop's 2022 mystery quilt. Quilted by Carrie Zizza.

306 Marilyn Dutton **Victorian Rose** **Judged**
The pattern matched the fabric. Quilted by Carrie Zizza.

307 Joanne Burns **My Winter Quilt** **Not Judged**
A few years ago, as a member of Seabreeze Guild, we were given direction each month for this block (6x6 blocks) to be layed out by our own choice. When I went to design my layout, I needed 16 more blocks (896–2 1/2" squares total). Quilted by Joanne Burns.

308 Terry Taylor **The Goblet of Fire** **Judged**
Quilt inspired by Harry Potter, color and theme. This quilt is for my nephew who is a hugh Harry Potter fan. When I saw the main fabric it reminded me of the color the houses are in the film. Can you list them all? Quilted by Terry Taylor.

309 Terry Taylor **Go Big or Go Home Al Fresco** **Judged**
A friend convinced me to take this class. Little did I know how much of a challenge it would be. When I understood the complexity of the class, I wanted to abandon the project. Never one to run away from a challenge, I made it bigger. :-)
Quilted by Elizabeth Swan.

310 Maggie Judd **President's Quilt** **Judged**
The background squares are the blocks I received as president. I added all of the appliqué and changed up the setting of the Aunt Millie's Garden. Quilted by Kim Swink.

- 311 Maggie Judd** *Happy Trails* **Judged**
 Made from a pattern in a magazine called *Traildust*, I went into my stash of scrap strips and made this interpretation. Quilted by Carrie Zizza.
- 312 Maggie Judd** *Christmas Friendship Circles* **Judged**
 Using many of my leftover Christmas fabrics, I made this quilt to use on our bed. It was getting big, hence only three borders. (No need for one under the pillow!) Check out my friend on the back! Quilted by Mary Weiser.
- 313 Loleata Wigall** *Dancing In Paris* **Judged**
 I love the wonkiness of this. It is a wedding gift for a great-niece and husband. Quilted by Elizabeth Swan.
- 314 Marianne Russell** *Scrappy Pineapple* **Not Judged**
 I enjoyed making this quilt. There are over 100 different fabrics in it. This quilt makes me happy. Quilted by Marianne Russell.
- 315 Marianne Russell** *Frolic* **Not Judged**
 2019 Bonnie Hunter mystery quilt. Every year on Black Friday, Bonnie Hunter starts a new mystery quilt. Quilted by Marianne Russell.
- 316 Wendy Ward** *My Scrappy Stars* **Not Judged**
 Quilted by Wendy Ward.
- 317 Wendy Ward** *Stars Over The Common* **Not Judged**
 Quilted by Wendy Ward.
- 318 Lynette Pisani** *Criss Cross* **Judged**
 I love the blues in this quilt. It was quilted using two different block patterns and a separate border design, the batting is wool giving it warmth without weight. Quilted by Lynette Pisani.
- 320 Beth Bell Lavoie** *I-Sew-Lation* **Judged**
 Purchased the fabric for this quilt on the last Saturday before we shut down everything due to the Covid pandemic. It was pieced in isolation, hence the name *I-Sew-Lation*. Shown at the AQS Paducah Quilt Week 2022 show. Quilted by Louise Klare of K7 Quilting.
- 321 Beth Bell Lavoie** *Cracked Pot* **Judged**
 My first appliqué quilt. A memorial quilt for my son Dustin, who passed unexpectedly in 2019. He was a real crack pot! I learned back-basted needle-turned appliqué for this quilt. The slow stitching was a blessing during this time. Quilted by Louise Klare of K7 Quilting.
- 322 Beth Bell Lavoie** *Dancing as Fast as I Can* **Judged**
 My first quilt. Didn't think I could piece the small 12" block "Dancing Ribbons", so I decided to redraft it by hand as a big medallion. Then I enlarged a 4" border by Paper Panache to 10". Quilted by Louise Klare of K7 Quilting.
- 323 Terry Nicholas** *Moonstone* **Judged**
 I saw this quilt last year at the MVQ show and loved it. When Catherine Harnisch offered a class in making it at Victorian Cupboard, I was thrilled. Quilted by Elizabeth Swan.

- 324 Terry Nicholas** *For Rosa* **Judged**
I was very close to my grandparents and when I read Nancy Rink's story of creating this quilt in honor of her great-grandmother, I was inspired to make it. Quilted by Elizabeth Swan.
- 325 Terry Nicholas** *Liam's Quilt* **Judged**
My grandson saw this quilt on Pinterest and asked if I would make it for his band room for both decoration and function to decrease the echoing of sound in the room. The band loves it! Quilted by Carrie Zizza.
- 326 Patricia Knoerl Johnson** *It's a Beautiful Day In the Neighborhood!* **Judged**
I made this quilted duvet cover as an experiment. It was for a purple room in our new house so I pushed myself to use purple with happy results I think! I had fun using elements from other quilts that I've enjoyed making. Quilted by Marie Gross.
- 327 Patricia Knoerl Johnson** *Vicarious Travels to India* **Judged**
My daughter traveled to India and brought me beautiful fabrics that had elaborate borders, hand woven fabric, and ribbons. I found Jinny Beyer's videos on using border prints—a revelation! After much experimentation, I came up with this design. Quilted by Wilma Gatti.
- 328 Andrea Ireland** *Farmor's Sweater* **Judged**
Farmor's Sweater is a traditional Norwegian knit sweater design. I wanted to bring the coziness of knitting to this quilt. Quilted by Catherine Harnisch.
- 329 Susan Hopkinson Dodge** *Marie's Closet* **Judged**
This Kaffe Fassett pattern seemed perfect for my French General panel of Marie Antoinette and my collection of much-loved toile and florals along with French General prints. It was very nicely quilted by Shirley Reed.
- 330 Gail Forthoffer** *Northward Flight* **Judged**
Quilted by Gail Forthoffer.
- 331 Gail Forthoffer** *Minnesota Mystery Quilt* **Judged**
The Minnesota Quilters Guild yearly mystery quilt fundraiser has become a traditional for me. This was my fourth time participating. Quilted by Gail Forthoffer.
- 332 Heather Shields** *Cascade* **Judged**
This quilt was started in a class with Victoria Findlay Wolfe for her Cascade pattern. It turned out to be a great way to showcase a lot of prints in a scrappy style. Quilted by Heather Shields.
- 333 Beverly Valle** *Scattered Shoofly Stars* **Judged**
Watching Missouri Star Quilt Company YouTube video, I found Natalie's quilt and bought a 10 inch layer cake package at MVQ 2022 quilt show, so I could make Scattered Shoofly Stars. Quilted by Beverly Valle.
- 334 Carol Robinson** *Labyrinth* **Not Judged**
This quilt was made for my grandson's high school graduation. Knowing he would enjoy the "nontraditional" design I thought this would give him an appreciation for this type of artwork. Made in his favorite color, red, I think he'll enjoy it. Quilted by Carrie Zizza.

335 Patty Hochmuth *Kalimantan* **Judged**

I was given the opportunity to create this quilt, as the original expert quilter could not. My greatest challenge, I foolishly thought, was those “points”. When I realized the custom quilting had to be done by ME (new, inexperienced quilter), my challenge doubled! I learned to persevere, and loved the outcome. Quilted by Patty Hochmuth.

336 Linda Buckley *Sashed Baskets* **Judged**

The movement created by the shark’s teeth sashing fabric drew me to this quilt. Quilted by Woodland Manor Quilting.

337 Mary Lou Monteiro *Twinkling Stars at Twilight* **Not Judged**

I lead the group effort to create North Parish’s raffle quilt for the Red Bow Fair. I am happy we made a star quilt! Thank you, Debb, Linda, and Nancy—what fun we had constructing this together. Quilted by Phoebe Everson, Rabbit Tracks Quilting.

338 Mary Lou Monteiro *Scrap Happy Two—
A Wonky Trip Around the World* **Judged**

Love shopping in my stash! I used techniques from Patsy Quimby’s Trip Around the World (TATW) workshop. Inspired by one sister’s 2 1/2" TATW quilt and another’s 1 1/2" king-sized postage stamp quilt! Quilted by Phoebe Everson, Rabbit Tracks Quilting.

339 Elaine Rando *Kim’s Quilt* **Not Judged**

Made from a package, with additional fabric. Quilted by Elizabeth Swan.

340 Susan Nelson *Star Trip Around the World* **Not Judged**

Lovingly created for my son and his new wife to slumber under the stars. Quilted by Sue Carlisle.

341 Traci Bradstreet *Hawaiian Hala Kahiki* **Judged**

Original quilt design using Kona and Moda fabrics. Hand appliquéd using needle turn technique. Hand guided, freemotion longarm quilting using Hawaiian echo motif. Quilted by Traci Bradstreet.

342 Traci Bradstreet *Hopkinton LeMoyne Stars* **Judged**

Machine pieced original design created from vintage Lemoyne block. Custom longarm quilted, hand guided, free motion and ruler work. Quilted by Traci Bradstreet.

343 Kim Schweisberg *Montana Bound* **Not Judged**

This was my first Red Barn Sewing and Yarn Center mystery quilt. I purchased the fabric bundle at my first retreat with them in 2016 but it took me years to dive in. It is still the largest quilt I’ve made and is bound for a niece in Montana after the show. Quilted by Janet-Lee Santeusanio.

344 Kim Schweisberg *Nature Cake* **Not Judged**

This was made from a Red Barn Sewing and Yarn Center mystery quilt bundle purchased at one of their 2020 retreats. I was proud to see it displayed at a 2022 retreat! Quilted by Janet-Lee Santeusanio.

- 345 Catherine Harnisch** *Found Fabric* **Judged**
I have a hard time throwing away scraps. I have quite the collection, sorted and stored in large plastic lettuce containers. There are 100–6" crumb blocks in this quilt which is yardage some may deem unusable. But look what you can do with those scraps. Quilted by Catherine Harnisch.
- 346 Catherine Harnisch** *I Guess I'll Give This to Tizzy* **Judged**
This quilt was made for a class sample for Pine Tree Quilt Shop. My sister has since gotten married. I will be giving this to her wife as a welcome to the family gift. Quilted by Catherine Harnisch.
- 347 Carol McPhee** *Stack 'n' Whack Kaleidoscope Quilt* **Judged**
An old UFO finished in time for the quilt show. Some of these blocks were sewn by members of a round robin group and I sewed the remaining blocks and put them together. Quilted by Carol McPhee.

Art Quilts

- 401 Linda Lydecker** *Springtime Renewal* **Judged**
I made this quilt for my town's Art Walk. The theme was "renewal" and that brought to mind the changing of the seasons, when spring reawakens from the dreariness of winter. Quilted by Linda Lydecker.
- 403 Diane Kelley** *Going to Plant Yellow Roses Next Year* **Judged**
This is the last flower quilt I created during Covid. Usually roses are pink or red but wanted to try something different so I used yellow fabric all of which were sitting in my fabric boxes! Quilted by Pat Burnham.
- 404 Patty Hochmuth** *The Guardian* **Judged**
This lovely quilt reminds me of the sentinel beings around us, quietly guarding and guiding as we "weave the tapestry of our lives". Quilted by Patty Hochmuth.
- 405 Maggie Judd** *TMI* **Judged**
My mini group challenge was "Who Are You?" This is me in a quilt. If you can't figure it out—find me! Quilted by Maggie Judd.
- 406 Beth Bell Lavoie** *Swirly Twirly Girl* **Judged**
My first collage. I wanted the dress to be a lace cocktail with an ombré effect. Kaffe Fassett Collective fabrics gave me the effect I wanted. Quilted by Beth Bell Lavoie.
- 407 Andrea Ireland** *Dolly* **Judged**
This was my first "real" quilt. I constructed it a little over a year ago in honor of the iconic Dolly Parton. Be sure to stand back when viewing it! Quilted by Andrea Ireland.
- 408 Suzanne Woulfe** *Murder Mystery Quilt 2020* **Judged**
This was an online quilt along called Murder Mystery Quilt 2020 by Debbie Moebes. We read monthly chapters of the book to find clues to figure out whodunit. This piece was both pieced and quilted on a domestic machine. Quilted by Suzanne Woulfe.

- 409 Susan Molin** ***A Bit of the Southwest*** **Not Judged**
 I purchased the Indian Pot design panel many years ago when visiting a friend in Arizona. I finally came up with a design for the quilt when I found the beautiful turquoise and rust fabrics. Quilted by Susan Molin.
- 410 Susan Molin** ***Yukata Beauty*** **Judged**
 I have always been mesmerized by the beauty of Japanese Yukata panels. Needless to say, I have many. This one I just couldn't cut apart. Instead I adorned it with English paper piecing. Quilted by Susan Molin.
- 411 Mary Lou Monteiro** ***One Flower*** **Not Judged**
 Techniques introduced In Marge Tucker's Curved Piecing workshop were reminiscent of two former VQ workshops: Timna Tarr's and Marlous Design's Glimmerglass. Those projects are still UFOs! Inspired by classmates, I made a flower. The plain center begged for some more. Quilted by Mary Lou Monteiro.
- 412 Andrea Ireland** ***Tomine*** **Judged**
 I wanted to learn English paper piecing. I refuse to do anything "easy" so I created my own design! Quilted by Andrea Ireland.
- 413 Carol McPhee** ***Bookcase Quilt*** **Judged**
 I've always wanted to try making a bookcase quilt. It was a very fun project. Quilted by Carol McPhee.

Mystery Quilts

by Wendy Ward

(see page 11 for Mystery Quilt details)

- 501 Linda Lydecker** ***Magnolia Mystery*** **Judged**
 Thank you, Wendy, for a fun and surprising mystery quilt. I chose a variegated bubble fabric from my stash and paired it with a black background hoping for a dramatic effect. Quilted by Linda Lydecker.
- 502 Kim Schweisberg** ***Mystery Quilt/"Cosmic Blossoms"*** **Not Judged**
 The core batik I used in these magnolia blossoms blocks looks to me like many deep space photographs being released these days. Quilted by Janet-Lee Santeusanio.
- 503 Lynette Pisani** ***Magnolia Mystery*** **Judged**
 Making a mystery quilt is intimidating in that one doesn't know what the outcome will be. The reveal is fun especially when we see how others put the colors together. Quilted by Lynette Pisani.
- 504 Marilyn Dutton** ***Tulip Garden*** **Not Judged**
 I always enjoy doing mystery quilts, watching as each set of directions brings it together. Quilted by Carrie Zizza.
- 505 Jamie Hart** ***A Cozy Mystery*** **Judged**
 My mystery quilt using a layer cake I had no plans for. This was a fun project to see how the quilt developed over the months. Quilted by Jamie Hart.

- | | | | |
|--|-------------------------|--------------------------------------|-------------------|
| 506 | Elizabeth Swan | <i>Anticipation</i> | Judged |
| I very much enjoyed anticipating and participating in the 2023 MVQ mystery quilt. Wendy Ward did a great job, and I can't wait until her next mystery quilt. Quilted by Elizabeth Swan. | | | |
| 507 | Karen Busanovich | <i>Mystery Quilt in Blues</i> | Judged |
| I love how the quilting accentuates the design and the many shades of my color. Quilted by Elizabeth Swan. | | | |
| 508 | Wendy Ward | <i>My Mystery Revealed</i> | Not Judged |
| Quilted by Wendy Ward. | | | |
| 509 | Gail Forthoffer | <i>Magnolia Mystery</i> | Judged |
| Quilted by Gail Forthoffer. | | | |
| 510 | Beverly Valle | <i>Magnolias and Feathers</i> | Judged |
| This was my first mystery quilt. It was a challenge to pick fabrics, not knowing where they would go in the quilt. I'm delighted with the final result. I love quilting feathers, hence the name <i>Magnolias and Feathers</i> . Quilted by Beverly Valle. | | | |
| 511 | Elaine Rando | <i>Mystery with a Twist</i> | Judged |
| I put the mystery quilt together with a different look. The pieces are the same but filled in with pieced blocks and the "daughter" half square triangles leftover. Quilted by Elizabeth Swan. | | | |
| 512 | Carol Sullivan | <i>Mining for Copper</i> | Not Judged |
| MVQ mystery quilt—searched for fabrics in the needed quantities in my stash and thought the copper would add a little sparkle. Quilted by Carol Sullivan. | | | |

Challenge Quilts

The Time of the Season

by Lyn Grenier and Pat Johnson

(see page 11 for Challenge Quilt details)

All challenge quilts are judged and awarded ribbons at the show by a professional artist. Members were also given the opportunity to have them judged by the professional quilt judge prior to the show. The "judged" and "not judged" notation refers to the professional quilt judge that MVQ hires prior to the show.

- | | | | |
|---|-----------------------|---------------------------------------|-------------------|
| 601 | Linda Lydecker | <i>S'more Memories</i> | Not Judged |
| A favorite summertime memory is my family's annual camping trip to Nicker-son State Park. We've been camping for decades, and my 92-year-old mother especially loved it. S'more parties were a particular highlight each year. Quilted by Linda Lydecker. | | | |
| 603 | Jennifer Wood | <i>The 1st Albums I Bought</i> | Not Judged |
| The first albums I bought with allowance and birthday money. Quilted by Jennifer Wood. | | | |
| 604 | Maggie Judd | <i>In a Gadda da Vida</i> | Not Judged |
| The '70s and music of that era put me in mind of watching my older sister's lava lamp. Quilted by Maggie Judd. | | | |

605 Andrea Bursaw *Sunshine and Sea* **Not Judged**

Ah—the instructive '70s! John Denver meant a lot. He inspired my firstborn in her early adolescence and also aligned me during midlife angst. Quilted by Andrea Bursaw.

606 Wendy Ward *Quilting Is More Fun Than....* **Not Judged**

Quilted by Wendy Ward.

607 Beverly Valle *All You Need is....* **Not Judged**

The tiny heart in the dot of the *i* has been in my jewelry box since I was a teenager. There are 66 hearts in my challenge, the same number of *loves* in the Beatles 1967 song, *All You Need Is Love*. Quilted by Beverly Valle.

608 Carol Robinson *The First Warm Day* **Not Judged**

Inspiration for this quilt comes from a song my husband and I danced to early in our dating relationship. Our love for music was one thing we both shared. I always think of this song when I see the first flowers in spring. Quilted by Carol Robinson.

609 Patricia Knoerl Johnson *A Life Journey in Quilts and Girl Scout Badges* **Judged**

When I found my G.S. badges I knew I had my old object. Eventually I began to see the badges in a new way...my seasons! And the winding path are all fabrics from quilts I've made across the years...lots of seasons, and memories. Quilted by Patricia Knoerl Johnson.

610 Susan Molin *High School Memories* **Not Judged**

Throughout high school, I participated in musicals. Here are three I was in. Quilted by Susan Molin.

611 Sandra Kassin-Deardorff *Camp Olympus* **Not Judged**

My family owned a children's summer camp in the Catskill Mountains of NY from 1926-1977. My father, Alfred Kassin, was the director. The camp on the mountaintop was a dream. Boating, swimming, sports, drama, Color War, and fun with friends. Quilted by Sandra Kassin-Deardorff.

612 Carol Sullivan *Summer of '73* **Not Judged**

During the summer of '73 I was enjoying my last months as a single lady and sewing the dresses for my upcoming wedding. Some of the fabrics are from bridesmaids and mother of the bride dresses. Quilted by Carol Sullivan.

613 Kim Schweisberg *Heart of Gold Band* **Not Judged**

I was introduced to the music of the Grateful Dead in Ohio in 1975. Their songs and lyrics are woven into who I am and *Scarlet Begonias* is a favorite. The embroidered yolk is from a dress I wore as a teen that I saved from a dress I wore as a teenager. Quilted by Kim Schweisberg.

614 Lyn Grenier *Color My World* **Not Judged**

Adventures and milestones in a 50 year marriage have colored my world in love and happiness. Pieces of the "old wedding dress" are blossoms and memories. The bluebird has shown me much happiness. Quilted by Lyn Grenier.

This Is Us

Broad Strokes

After thirteen years of experimenting with artistic techniques as a Broad Strokes group, this exhibit revisits our individual paths. We return to the old (unfinished) UFOs or to express new ideas that are still rattling around in our brains.

701 Andrea Bursaw

Layers

Judged

Broad Strokes challenges my efforts to convey what I care about in originating a design. Sometimes I'm the only one who "gets" the final piece, but I try to learn clarity through the process. Finishing the unfinished seems important. Quilted by Andrea Bursaw.

702 Janice Jones

Murder of Crows

Not Judged

This piece completes my Crow series of quilts. It's heavily embellished with surface design, stamping, and stitching. My mission was to create a colorful background to make my appliquéd crows pop. Quilted by Janice Jones.

703 Carol Robinson

Clementine

Not Judged

This is the first quilt I've made using Emily Taylor's designs. Besides light to dark shading her patterns, she has many YouTube videos to explain her designs and techniques. This design was easier to quilt than to take care of "real" plants! Quilted by Carol Robinson.

704 Susan Molin

River Tree

Not Judged

The challenge of our Broad Strokes group to unearth some of our UFOs got *River Tree* restarted this past winter. The use of rusted fabric in the border helped pull the quilt together. Quilted by Susan Molin.

705 Karen Parent

All Jumbled Up

Not Judged

I am basically a traditional quilter so this method of sewing random pieces together is a stretch for me! Quilted by Karen Parent.

706 Lyn Grenier

Recalling Gwen

Not Judged

This year Broad Strokes addressed personal unfinished projects. Remembering my three exceptional days of improvisational workshops with Gwen Marston, it was time to honor the lessons she taught and the creative freedom she encouraged. Quilted by Lyn Grenier.



- Estate disassembling
- Home & office organizing
- Retirement & home downsizing
- Packing/unpacking
- Confidential & non-judgmental assistance

Since 1982, Hélène Y. Parenteau has organized estates, homes, and offices.

With understanding and compassion, she takes the anxiety out of decluttering, downsizing, and relocating.

Hélène is one of the first professional organizers in the country.

Reasonable fees by the hour



Before



After

Estate
 **Organizing Specialists**®
AND SENIOR DOWNSIZING LLC

C: 978.828.1683 W: 603.898.3886
www.estateorganizingspecialists.com
helene@organizingspecialists.com

Purveyor of making things Wicked Sharp

Specializing in:

Styling shears
fabric scissors
kitchen knives
utility shears
bread knives



Wickedsharp.net



617-413-8035
call or text




Debbies Quilting Bee and more!

Debbie Tibbets
Owner
debbiesquiltingbee@gmail.com

85 Constitution Lane, Suite 200E
Danvers, MA 01923
978-522-0181

The block features a decorative border at the top consisting of a grid of squares, some of which contain a quilted leaf pattern. Below the border is a central illustration of a spool of thread and a pair of scissors. The text 'Debbies Quilting Bee and more!' is written in a stylized font below the illustration. The contact information for Debbie Tibbets, including her name, title, email, address, and phone number, is listed at the bottom of the block.



North Shore Bank is
Proud to Support the

MERRIMACK VALLEY QUILTERS GUILD



Well north of your expectations.SM

NORTHSHORE-BANK.COM

Member FDIC Member DIF

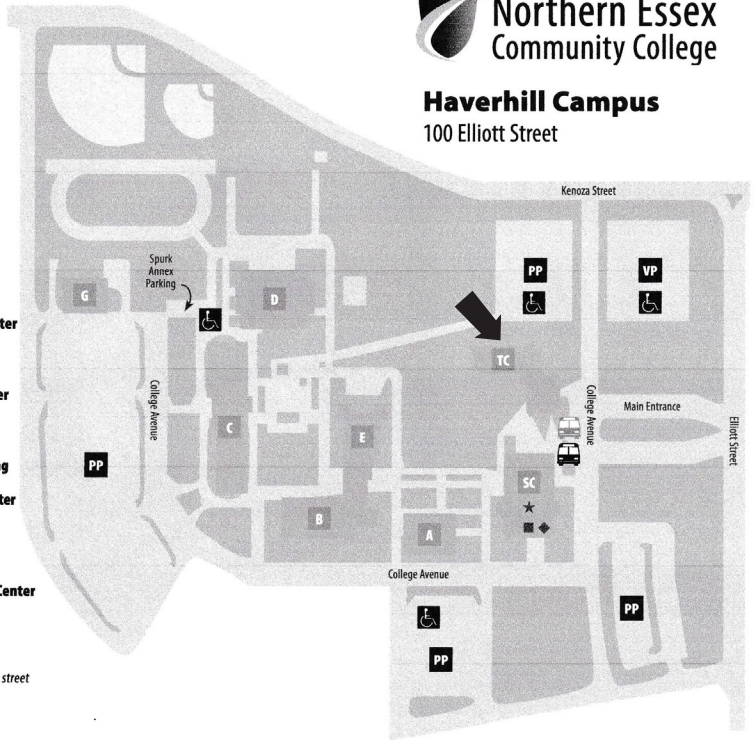


Merrimack Valley Quilters Guild meets on the third Thursday of each month from September to June in the Technology Building (TC) at Northern Essex Community College, 100 Elliott St., Haverhill, MA. Use the side door entrance on the right side of the building and follow the hallway to the opposite end. Please join us!



Haverhill Campus
100 Elliott Street

- A Bentley Library**
- B General Services Center**
- C Spurr Building**
- D Sport & Fitness Center**
- E Science Building**
- G Maintenance Building**
- SC Behrakis Student Center**
 - ★ Student Success Hub
 - Bookstore
 - ◆ Student Photo IDs
- TC Hartleb Technology Center**
- HH Haverhill Heights**
160 Merrimack Street
Haverhill, MA
Parking is available on the street or in a nearby city lot.



SAVE THE DATE!

**MERRIMACK VALLEY
QUILTERS GUILD**



QUILT SHOW

September 27 & 28, 2024

Hope Community Church
11 Hale St., Newburyport, MA



*Thank you for attending
this year's show! We look
forward to seeing you
next year!*



Buying or Selling Your Home?

Stacey Caruso

YOUR REAL ESTATE PRO



Book your appointment today!

978-914-3907

STACEY.CARUSO@NEMOVES.COM

LICENSED IN MASSACHUSETTS AND NEW HAMPSHIRE



4 Main Street
Goffstown, NH 03045
nightowlquiltingstudio.com



603-384-2557

REGULAR SHOP HOURS:
Tues. - Sat. 10-4; Sun. & Mon. Closed

Red Barn

Sewing & Yarn Center Est. 1978

Stop by and become inspired to create your own work of art!

When you walk through the door, you realize you have entered a Quilter's Dream. You are surrounded by over seventy-five quilts and wall hangings that will inspire your creativity. From the novice to the experienced quilter, we have something for everyone.

- Over 4,500 bolts of fabric
- Large selection of books and patterns
- Great selection of notions
- Yarns and accessories
- Authorized Janome Sewing Machine dealer



(978) 346-9292

www.redbarnonline.com • redbarn@redbarnonline.com

**116 West Main Street, Rt. 110
Merrimac, MA 01860**

Wednesday – Saturday 11:00 AM – 3:00 PM

Follow I-495 to exit 111. Take Rt. 110 east and go 2.3 miles. We're on the right.